

**EICHER**

Presenting the new **SKYLINE<sup>PRO</sup>**



**IMPROVED  
PERFORMANCE**

**REFRESHED  
DESIGN**

**ENHANCED  
LUXURY**

**Seating capacity : 25 to 55 seats**

Eicher is creating a new benchmark in the Indian commercial vehicle industry, through a revolutionary BSVI solution that combines global technology with innovative support services. This solution doesn't just make your vehicles BSVI compliant but ensures higher productivity of the bus and profitability of your business.



#### Euro VI Expertise for 6 years

VECV has been manufacturing and supplying base engines to the Volvo Group since 2013. Over 1,00,000 Euro VI base engines supplied, operating in 41 countries. First to roll out BSVI CV range in India, incorporating expertise of Euro VI technology.



#### Efficient EATS and engine technology

Best fluid economy: Lower fuel consumption + DEF consumption combined. Reliable EATS + engine technology tested for over 56,00,000 km. Duty cycle based SCR for high reliability & low maintenance.



#### Enhanced UPTIME



Eicher Uptime Centre for 24x7 support by specialists. GPS enabled service vans just a phone call away. Remote diagnostics for quick repair of BSVI vehicles



Fuel efficient E494 (3.8 L) CRS engine



The new Skyline Pro is the premium range of Eicher Staff buses built on the reliable 3000 series platform. Powered by the new E494 engine which delivers 160 hp power with best in class fuel efficiency. Factory built AC coach, pasted tinted glass windows, LED lit modular hat-rack, plush pushback seats and varied seating configurations give a definite edge to our Pro range of buses.



## Confident styling

Confident and bold stance, integrated headlamps and a fresh look is what makes the Eicher Skyline Pro's presence on the road inimitable. Modern style coupled with the utilitarian features of our Skyline Pro bus make it the favorite of all our stakeholders be it transporters, drivers or staff aggregators.



New fascia with integrated head lamps

New large windscreen



Integrated head lamps



Wider air dam for better cooling





## Comfortable journey

Individual AC vents, wider body & gangway, plush pushback seats are some of the many comfort features in the premium Skyline Pro range. Carefully crafted bus body and premium design ensures a best in class finish to stay ahead of the competition.



Plush pushback seats



Wider body option



Parabolic suspension



Factory built AC coach



6 speed gearbox



Durable Domex® chassis



Anti roll bar




Improved engine power

## Dynamic and refined aggregates


The upgraded EUTECH6 E494 engine comes with higher power of 160 hp and uncompromised fuel efficiency. Reliability is at the core of each & every thoughtfully designed aggregate to give the most refined and reliable experience to our customers.

## New form of intelligence

Moving ahead with times Eicher Skyline Pro is equipped with the latest next generation features to ensure comfortable driving experience and best in class fuel efficiency. Intelligent driving is at the core of our Pro series of buses to ensure profitability and performance for our stakeholders.



Intelligent driver information system



New EMS



Mbooster+



Eicher live



Model Name		Pro 3009 H	Pro 3010 L	Pro 3011 L
Engine		E494		
Power		160 hp (120kW) @ 2600 rpm		
Torque		500 Nm @ 1200-1800 rpm		
Transmission		6 speed + 1 rev		
Suspension (Front & Rear)		Parabolic with front ARB		
Tyres		235/75 R17.5		
Fuel tank capacity (l)		100	160	
Seating Capacity	HHR seats (SD)	36 + D (2x2)	44 + D (2x2)	55 + D (3x2)
	*HHR seats (DD)	32 + D (2x2)	40 + D (2x2)	51 + D (3x2)
	Pushback seats	32 + D (2x2) 25 + D (2x1)	40 + D (2x2) 31 + D (2x1)	40 + D (2x2) -
Width (mm)		2350		2590
Wheelbase (mm)		4320	5260	

\*Available in route permit option; SD: Single door; DD: Double Door; ARB: Anti-roll bar



We manufacture buses with high level of precision by using advance technology like panel fitments, inverter based welding, shower testing, robotic painting and pneumatic grippers in our modern bus plant to deliver superior build quality.



Fuel coaching



Cruise control

Factory built AC variants

Structure using Jigs & Fixtures



Glass Fixture



Robotic Painting



Ultra-Modern Facility



Cabin Drop



Shower Testing

